


Tick Alert!

Ticks that cause Lyme disease and other tick-borne illnesses may be in this area.

For your protection:

 Avoid tick habitat, including tall grass, wooded edges, dense vegetation, and leaf litter as much as possible.

 Walk in the center of trails.

 Utilize appropriate repellents.

 Perform a thorough tick check daily, and immediately after outdoor activities.


 Promptly remove attached ticks.


**Education & awareness
are key in avoiding
tick-borne illnesses.**





Mainely Ticks®

Deer Ticks
Actual Size


 Female
3 to 3.7 mm

 Male
2 to 2.7 mm



 Nymph
1.3 to 1.7 mm


 Larvae
0.7 to 0.8 mm

Dog Ticks
Actual Size

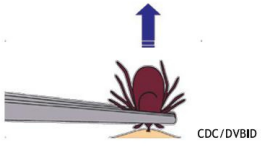
 Female
5-6 mm

Lone Star Ticks
Actual Size






 Male
 Female
3-4 mm

 Male
5-6 mm

Tick Removal Instructions


CDC/DVBID

Using fine pointed tweezers, grasp the tick as close to the skin as possible and pull straight up with a steady motion. Be patient—the tick will release. Avoid twisting or squeezing the tick with your fingers as this may inject the contents of the tick's gut into your bloodstream. After removal:

-  ID the tick if possible.
-  Clean & disinfect the area.
-  Mark the date on a calendar.
-  Prepare the tick for submission.
-  Contact a physician immediately if symptoms* develop.

* A list of tick-borne symptoms is available at www.mainelyticks.com

Mainely Ticks®
Copyright © 2020, Mainely Ticks
Copyright © 2022 Mainely Ticks

Mainely Ticks®